



Maine Agriculture in the Classroom Leafy Greens Resource Page

www.MaineAgintheClassroom.org



Would your Classroom benefit from Ag Fieldtrips, but you lack funds? MAITC \$1,000 Grants, application due August 9th would cover it!

www.MaineAgintheClassroom.org



Would you like to locate farms in your area that might host your students or visit your classroom?

www.getrealmaine.com has a searchable list with fairs and events listed too!



Would teachers like to learn more about Maine Agriculture and earn recertification credits too? What about the MAITC Summer Teachers Institute in Biddeford at UNE from July 29 to August 2, 2019

Teachers can register for a **Harvest of Curricula** to support Maine Farmers and producers, and harvest of the month! For Direct delivery to your inbox

[Sign up here!](#)



Agriculture for ME



Potatoes



Dairy



Blueberries



Eggs



Greenhouse Nursery



Funding from this Specialty License plate and the Department of Agriculture, Conservation and Forestry supports teacher curriculum materials connecting classrooms to the HARVEST OF THE MONTH project! Please thank everyone you know with this plate!



Suggested MAITC Lesson Plans for Educators (Aligned to State & National Standards)

www.TeachMEFoodandFarms.org

- * **Don't Use it All Up!** Grade PK - 8. Students participate in a sponge demonstration to discover that people are consumers of resources and explore methods of conserving those resources.
- * **It All Starts With A** - Grade 3 - 8. Students conduct surveys to learn what agriculture provides to people. They organize, simplify, and communicate their findings using tallies, frequency tables, and histograms.
- * **Spinach** - Grades 3 - 5. Students will; Locate the origin of spinach on a world map, Identify the growing season of spinach in Maine, Identify what part of the plant spinach is. Explain how spinach nutrients help the body f. Plan a healthy lunch menu that includes spinach in some way .





LESSONS FROM THE
National
 Agriculture in the Classroom
 CURRICULUM MATRIX



Searchable directly from the MAITC Home page!

June is Leafy Greens Month!

Check out these great Agriculture lessons from our
 National Ag Literacy Curriculum Matrix




- **Eat 'Em Up.** Grades K-2. In this lesson, students will review the plant parts that they eat, including roots, stems, flowers, leaves, fruit, and seeds. Students will choose a favorite fruit or vegetable to feature in a healthy recipe and prepare it with their families.
- **Eating Plants.** Grades K-2. Students will identify the structure and function of six plant parts and classify fruits and vegetables according to which parts of the plants are edible.
- **Lucious Leaves.** Grades 3-5. The purpose of this lesson is to review the functions of plant leaves and to develop an understanding of leaves as edible parts of some plants. Many edible leaves are part of a healthy diet and are a good source of vitamin A.
- **Edible Numbers** - Grades 3 - 5. Students will develop a working vocabulary regarding food, categorize foods by their sources, examine grocery ads, learn about food production, and apply what they learned by analyzing foods they eat at a particular meal.
- **Can We Have Too Much of a Good Thing?** Grades 6-8. In this lesson students will understand that plants require nutrients in the proper concentrations. Students will discover that plants can be damaged or killed by either too many or too few nutrients.
- **Global Food Security.** Grades 9-12. Students will explore the causes of hunger, both domestically and globally; evaluate potential solutions for solving world hunger; and forecast the impact of a growing world population on current food supplies.
- **Food MASTER Middle: Vegetables**– Grades 6 - 8. Students will learn the concept of pH, and the impact of acids and bases on plant pigments, explore the impact of acids and bases on plant cell structure, and discover the health benefits of consuming vegetables.

Great Books about Leafy Greens!

Sylvia's Spinach

Lettuce Grows on the Ground

The Vegetables We Eat



Check out the [video](#) from our June newsletter.
 Sign up for our newsletter [here!](#)

